

Shareholding Pattern under Regulation 31 of SEBI (Listing Obligations and Disclosure Requirements) Regulations, 2015

| | |
|----|---|
| 1. | Name of Listed Entity: Gujarat Raffia Industries Limited |
| 2. | Scrip Code/Name of Scrip/Class of Security: 523836 |
| 3. | Share Holding Pattern Filed under: Reg. 31(1)(a)/Reg. 31(1)(b)/Reg.31(1)(c) |
| | a. If under 31(1)(b) then indicate the report for Quarter ending |
| | b. If under 31(1)(c) then indicate date of allotment/extinguishment |
| 4. | Declaration: The Listed entity is required to submit the following declaration to the extent of submission of information:- |


| | Particulars | Yes* | No* |
|---|--|------|-----|
| 1 | Whether the Listed Entity has issued any partly paid up shares? | | No |
| 2 | Whether the Listed Entity has issued any Convertible Securities or Warrants? | | No |
| 3 | Whether the Listed Entity has any shares against which depository receipts are issued? | | No |
| 4 | Whether the Listed Entity has any shares in locked-in? | | No |
| 5 | Whether any shares held by promoters are pledge or otherwise encumbered? | | No |

* If the Listed Entity selects the option 'No' for the questions above, the columns for the partly paid up shares, Outstanding Convertible Securities/Warrants, depository receipts, locked-in shares, No of shares pledged or otherwise encumbered by promoters, as applicable, shall not be displayed at the time of dissemination on the Stock Exchange website. Also wherever there is 'No' declared by Listed Entity in above table the values will be considered as 'Zero' by default on submission of the format of holding of specified securities.

GENERATED ON :05/04/2017

NSDL : 31/03/2017

CDSL :31/03/2017




Gujarat Raffia Industries Limited

Table I - Summary Statement holding of specified securities

| Category | Category of shareholder | Nos. of share holders | No. of fully paid up equity shares held | No. of Partly paid-up equity shares held | No. of shares underlying Depository Receipts | Total nos. shares held | Share holding as a % of total no. of shares (calculated as per SCRR, 1957) | Number of Voting Rights held in each class of securities | | | | No. of Shares Underlying Outstanding convertible securities (including securities) | Share holding, as a % assuming full conversion of convertible securities | Number of Locked in shares | | Number of Shares pledged or otherwise encumbered | | Number of equity shares held in dematerialised form | |
|----------|-------------------------------|-----------------------|---|--|--|------------------------|--|--|-------------|---------|-------------------------|--|--|----------------------------|-----------------------------|--|-----------------------------|---|---------|
| | | | | | | | | No of Voting Rights | | | Total as a % of (A+B+C) | | | No. | As a % of total Shares held | No. | As a % of total Shares held | | |
| | | | | | | | | Class eg: X | Class eg: y | Total | | | | | | | | | |
| (I) | (II) | (III) | (IV) | (V) | (VI) | (VII) = | (VIII) | (IX) | | | | (X) | (XI) = | (XII) | | (XIII) | | (XIV) | |
| (A) | Promoter & Promoter Group | 7 | 1706067 | 0 | 0 | 1706067 | 34.16 | 1706067 | 0 | 1706067 | 34.16 | 0 | 34.16 | 0 | 0 | 0 | 0 | 0 | 1706067 |
| (B) | Public | 27901 | 3288708 | 0 | 0 | 3288708 | 65.84 | 3288708 | 0 | 3288708 | 65.84 | 0 | 65.84 | 0 | 0 | NA | NA | 1073546 | |
| (C) | Non Promoter - Non Public | | | | 0 | | | | 0 | | | 0 | | | 0 | NA | NA | | |
| (C1) | Shares Underlying DRs | 0 | 0 | 0 | 0 | 0 | 0 | 0 | 0 | 0 | 0.00 | 0 | 0 | 0 | 0 | NA | NA | 0 | |
| (C2) | Shares Held By Employee Trust | 0 | 0 | 0 | 0 | 0 | 0 | 0 | 0 | 0 | 0.00 | 0 | 0 | 0 | 0 | NA | NA | 0 | |
| | Total | 27908 | 4994775 | 0 | 0 | 4994775 | 100 | 4994775 | 0 | 4994775 | 100.00 | 0 | 100 | 0 | 0 | 0 | 0 | 2779613 | |

GENERATED ON :05/04/2017


NSDL :



Gujarat Raffia Industries Limited

Table II - Statement showing shareholding pattern of the Promoter and Promoter Group

| Category & Name of the shareholders | PAN | Nos. of shareholders | No. of fully paid up equity shares held | Partly paid-up equity shares held | No. of shares underlying Depository | Total nos. shares held | Share holding % calculated as per SCRR, 1957 As a % of | Number of Voting Rights held in each class of securities | | | | No. of Shares Underlying Outstanding | Shareholding, as a % assuming full conversion of convertible | Number of Locked in shares | | Number of Shares pledged or otherwise | | Number of equity shares held in dematerialised form | |
|--|------------|----------------------|---|-----------------------------------|-------------------------------------|------------------------|--|--|----------|---------|-------------------------|--------------------------------------|--|----------------------------|------------------------|---------------------------------------|-----------------------------|---|---------|
| | | | | | | | | No of Voting Rights | | | Total as a % of (A+B+C) | | | No. | As a % of total Shares | No. | As a % of total Shares held | | |
| | | | | | | | | Class eg: X | ss eg: Y | Total | | | | | | | | | |
| (I) | (II) | (III) | (IV) | (V) | (VI) | (VII) = | (VIII) | (IX) | | | | (X) | (XI) = | (XII) | | (XIII) | | (XIV) | |
| 1 Indian | | | | | | | | | | | | | | | | | | | |
| (a) Individuals / Hindu Undivided Family | | 5 | 1164253 | 0 | 0 | 1164253 | 23.31 | 1164253 | 0 | 1164253 | 23.31 | 0 | 23.31 | 0 | 0 | 0 | 0 | 0 | 1164253 |
| Pradeep Bhutoria | ALHPB9771F | 1 | 669029 | 0 | 0 | 669029 | 13.39 | 669029 | 0 | 669029 | 13.39 | 0 | 13.39 | 0 | 0 | 0 | 0 | 0 | 669029 |
| Bhutoria Pradeep Kumar | AABHB1862N | 1 | 181264 | 0 | 0 | 181264 | 3.63 | 181264 | 0 | 181264 | 3.63 | 0 | 3.63 | 0 | 0 | 0 | 0 | 0 | 181264 |
| Sushma Bhutoria | ADVPB4106C | 1 | 138310 | 0 | 0 | 138310 | 2.77 | 138310 | 0 | 138310 | 2.77 | 0 | 2.77 | 0 | 0 | 0 | 0 | 0 | 138310 |
| Abhishek P Bhutoria | ANEPB3208Q | 1 | 135500 | 0 | 0 | 135500 | 2.71 | 135500 | 0 | 135500 | 2.71 | 0 | 2.71 | 0 | 0 | 0 | 0 | 0 | 135500 |
| Sneha Bhutoria | AJIPB7239B | 1 | 40150 | 0 | 0 | 40150 | 0.80 | 40150 | 0 | 40150 | 0.80 | 0 | 0.80 | 0 | 0 | 0 | 0 | 0 | 40150 |
| (b) Central Government / State Government(s) | | 0 | 0 | 0 | 0 | 0 | 0.00 | 0 | 0 | 0 | 0.00 | 0 | 0.00 | 0 | 0 | 0 | 0 | 0 | 0 |
| (c) Financial Institutions / Banks | | 0 | 0 | 0 | 0 | 0 | 0.00 | 0 | 0 | 0 | 0.00 | 0 | 0.00 | 0 | 0 | 0 | 0 | 0 | 0 |



| | | | | | | | | | | | | | | | | | | | |
|-----|---|----------------|----------|----------------|----------|----------|----------------|--------------|----------------|----------|----------------|--------------|----------|--------------|----------|----------|----------|----------|----------------|
| (d) | | | | | | | | | | | | | | | | | | | |
|) | Any Other (Specify) | | 2 | 541814 | 0 | 0 | 541814 | 10.85 | 541814 | 0 | 541814 | 10.85 | 0 | 10.85 | 0 | 0 | 0 | 0 | 541814 |
| | Bodies Corporate | | 2 | 541814 | 0 | 0 | 541814 | 10.85 | 541814 | 0 | 541814 | 10.85 | 0 | 10.85 | 0 | 0 | 0 | 0 | 541814 |
| | Bengal Business Limited. | AABCBO34 7H | 1 | 300579 | 0 | 0 | 300579 | 6.02 | 300579 | 0 | 300579 | 6.02 | 0 | 6.02 | 0 | 0 | 0 | 0 | 300579 |
| | Asian Gases Ltd | AABCA631 4K | 1 | 241235 | 0 | 0 | 241235 | 4.83 | 241235 | 0 | 241235 | 4.83 | 0 | 4.83 | 0 | 0 | 0 | 0 | 241235 |
| | Sub Total (A)(1) | | 7 | 1706067 | 0 | 0 | 1706067 | 34.16 | 1706067 | 0 | 1706067 | 34.16 | 0 | 34.16 | 0 | 0 | 0 | 0 | 1706067 |
| 2 | Foreign | | | | | | | | | | | | | | | | | | |
| (a) | Individuals (Non-Resident Individuals / Foreign Individuals) | | 0 | 0 | 0 | 0 | 0 | 0 | 0 | 0 | 0 | 0 | 0 | 0 | 0 | 0 | 0 | 0 | 0 |
| (b) | Government | | 0 | 0 | 0 | 0 | 0 | 0 | 0 | 0 | 0 | 0 | 0 | 0 | 0 | 0 | 0 | 0 | 0 |
| (c) | Institutions | | 0 | 0 | 0 | 0 | 0 | 0 | 0 | 0 | 0 | 0 | 0 | 0 | 0 | 0 | 0 | 0 | 0 |
| (d) | Foreign Portfolio Investor | | 0 | 0 | 0 | 0 | 0 | 0 | 0 | 0 | 0 | 0 | 0 | 0 | 0 | 0 | 0 | 0 | 0 |
| (e) | Any Other (Specify) | | 0 | 0 | 0 | 0 | 0 | 0 | 0 | 0 | 0 | 0 | 0 | 0 | 0 | 0 | 0 | 0 | 0 |
| | Sub Total (A)(2) | | 0 | 0 | 0 | 0 | 0 | 0 | 0 | 0 | 0 | 0 | 0 | 0 | 0 | 0 | 0 | 0 | 0 |
| | Total Shareholding Of Promoter And Promoter Group (A)= (A)(1)+(A)(2) | | 7 | 1706067 | 0 | 0 | 1706067 | 34.16 | 1706067 | 0 | 1706067 | 34.2 | 0 | 34.16 | 0 | 0 | 0 | 0 | 1706067 |

Details of Shares which remain unclaimed may be given hear along with details such as number of shareholders, outstanding shares held in demat/unclaimed suspense account, voting rights which are frozen etc.

N

(1) PAN would not be displayed on website of Stock Exchange(s)

(2) The term 'Encumbrance' has the same meaning as assigned under regulation 28(3) of SEBI (Substantial Acquisition of Shares and Takeovers)

GENERATED ON :05/04/2017

NSDL :




Gujarat Raffia Industries Limited

Table III - Statement showing shareholding pattern of the Public shareholder

| Category & Name of the shareholders | PAN | Nos. of shareholders | No. of fully paid up equity shares held | Partly paid-up equity shares held | No. of shares underlying Depository Receipts | Total nos. shares held | Share holding % calculated as per SCRR, 1957 As a % of (A+B+X) | Number of Voting Rights held in each class of securities | | | No. of Shares Underlying Outstanding | Share holding, as a % assuming full conversion | Number of Locked in | | Number of Shares pledged or | | Number of equity shares held in dematerialised form | | |
|---------------------------------------|------|----------------------|---|-----------------------------------|--|------------------------|--|--|-------------|----------|--------------------------------------|--|-------------------------|---------------|-----------------------------|---------------|---|-----------------|----------|
| | | | | | | | | No of Voting Rights | | | | | Total as a % of (A+B+C) | No. of Shares | As a % of total | No. of Shares | | As a % of total | |
| | | | | | | | | Class eg: X | Class eg: Y | Total | | | | | | | | | |
| (I) | (II) | (III) | (IV) | (V) | (VI) | (VII) = | (VIII) | (IX) | | | (X) | (XI) = | (XII) | (XIII) | (XIV) | | | | |
| 1 Institutions | | | | | | | | | | | | | | | | | | | |
| (a) Mutual Fund | | 0 | 0 | 0 | 0 | 0 | 0 | 0 | 0 | 0 | 0 | 0 | 0 | 0 | 0 | 0 | NA | NA | 0 |
| (b) Venture Capital Funds | | 0 | 0 | 0 | 0 | 0 | 0 | 0 | 0 | 0 | 0 | 0 | 0 | 0 | 0 | 0 | NA | NA | 0 |
| (c) Alternate Investment Funds | | 0 | 0 | 0 | 0 | 0 | 0 | 0 | 0 | 0 | 0 | 0 | 0 | 0 | 0 | 0 | NA | NA | 0 |
| (d) Foreign Venture Capital Investors | | 0 | 0 | 0 | 0 | 0 | 0 | 0 | 0 | 0 | 0 | 0 | 0 | 0 | 0 | 0 | NA | NA | 0 |
| (e) Foreign Portfolio Investors | | 0 | 0 | 0 | 0 | 0 | 0 | 0 | 0 | 0 | 0 | 0 | 0 | 0 | 0 | 0 | NA | NA | 0 |
| (f) Financial Institutions / Banks | | 0 | 0 | 0 | 0 | 0 | 0 | 0 | 0 | 0 | 0 | 0 | 0 | 0 | 0 | 0 | NA | NA | 0 |
| (g) Insurance Companies | | 0 | 0 | 0 | 0 | 0 | 0 | 0 | 0 | 0 | 0 | 0 | 0 | 0 | 0 | 0 | NA | NA | 0 |
| (h) Provident Funds/ Pension Funds | | 0 | 0 | 0 | 0 | 0 | 0 | 0 | 0 | 0 | 0 | 0 | 0 | 0 | 0 | 0 | NA | NA | 0 |
| (i) Any Other (Specify) | | 0 | 0 | 0 | 0 | 0 | 0 | 0 | 0 | 0 | 0 | 0 | 0 | 0 | 0 | 0 | NA | NA | 0 |
| Sub Total (B)(1) | | 0 | 0 | 0 | 0 | 0 | 0 | 0 | 0 | 0 | 0 | 0 | 0 | 0 | 0 | 0 | NA | NA | 0 |



| | | | | | | | | | | | | | | | | | | | |
|-----|--|----------------|-------|---------|---|---|---------|-------|---------|---|---------|-------|---|-------|---|----|----|----|---------|
| 2 | Central Government/ State Government(s)/ President of India | | | | | | | | | | | | | | | | | | |
| | Sub Total (B)(2) | | 0 | 0 | 0 | 0 | 0 | 0 | 0 | 0 | 0 | 0 | 0 | 0 | 0 | 0 | NA | NA | 0 |
| 3 | Non-Institutions | | | | | | | | | | | | | | | | | | |
| (a) | Individuals | | | 0 | 0 | | | | | | | | | 0 | | NA | NA | | |
| | i. Individual shareholders holding nominal share capital up to Rs. 2 lakhs. | | 27721 | 3010690 | 0 | 0 | 3010690 | 60.28 | 3010690 | 0 | 3010690 | 60.28 | 0 | 60.28 | 0 | 0 | NA | NA | 795528 |
| | w | | 3 | 100668 | 0 | 0 | 100668 | 2.02 | 100668 | 0 | 100668 | 2.02 | 0 | 2.02 | 0 | 0 | NA | NA | 100668 |
| | Gandhi Pratik Rajendra | AKZPG3 393B | | 55000 | 0 | 0 | 55000 | 1.10 | 55000 | 0 | 55000 | 1.10 | 0 | 1.10 | 0 | 0 | NA | NA | 55000 |
| (b) | NBFCs registered with RBI | | 0 | 0 | 0 | 0 | 0 | 0.00 | 0 | 0 | 0 | 0.00 | 0 | 0.00 | 0 | 0 | NA | NA | 0 |
| (c) | Employee Trusts | | 0 | 0 | 0 | 0 | 0 | 0.00 | 0 | 0 | 0 | 0.00 | 0 | 0.00 | 0 | 0 | NA | NA | 0 |
| (d) | Overseas Depositories(holding DRs) (balancing figure) | | 0 | 0 | 0 | 0 | 0 | 0.00 | 0 | 0 | 0 | 0.00 | 0 | 0.00 | 0 | 0 | NA | NA | 0 |
| (e) | Any Other (Specify) | | 177 | 177350 | 0 | 0 | 177350 | 3.55 | 177350 | 0 | 177350 | 3.55 | 0 | 3.55 | 0 | 0 | NA | NA | 177350 |
| | Foreign Nationals | | 1 | 500 | 0 | 0 | 500 | 0.01 | 500 | 0 | 500 | 0.01 | 0 | 0.01 | 0 | 0 | NA | NA | 500 |
| | Hindu Undivided Family | | 71 | 43853 | 0 | 0 | 43853 | 0.88 | 43853 | 0 | 43853 | 0.88 | 0 | 0.88 | 0 | 0 | NA | NA | 43853 |
| | Non Resident Indians (Non Repat) | | 14 | 6957 | 0 | 0 | 6957 | 0.14 | 6957 | 0 | 6957 | 0.14 | 0 | 0.14 | 0 | 0 | NA | NA | 6957 |
| | Non Resident Indians (Repat) | | 14 | 17375 | 0 | 0 | 17375 | 0.35 | 17375 | 0 | 17375 | 0.35 | 0 | 0.35 | 0 | 0 | NA | NA | 17375 |
| | Clearing Member | | 13 | 56275 | 0 | 0 | 56275 | 1.13 | 56275 | 0 | 56275 | 1.13 | 0 | 1.13 | 0 | 0 | NA | NA | 56275 |
| | Bodies Corporate | | 64 | 52390 | 0 | 0 | 52390 | 1.05 | 52390 | 0 | 52390 | 1.05 | 0 | 1.05 | 0 | 0 | NA | NA | 52390 |
| | Sub Total (B)(3) | | 27901 | 3288708 | 0 | 0 | 3288708 | 65.84 | 3288708 | 0 | 3288708 | 65.84 | 0 | 65.84 | 0 | 0 | NA | NA | 1073546 |



| | | | | | | | | | | | | | | | | | | | |
|---|--------|--|-------|---------|---|---|---------|------|---------|---|---------|-------|---|-------|---|---|----|----|---------|
| Total Public Shareholding (B)= (B)(1)+(B)(2)+(B)(3) | | | 27901 | 3288708 | 0 | 0 | 3288708 | 65.8 | 3288708 | 0 | 3288708 | 65.84 | 0 | 65.84 | 0 | 0 | NA | NA | 1073546 |
| Details of the shareholders acting as persons in Concert including their Shareholding (No. and %): | | | | | | | | | | | | | | | | | | | |
| No. of shareholders | No. of | | | | | | | | | | | | | | | | | | |
| Details of Shares which remain unclaimed may be given hear along with details such as number of shareholders, outstanding shares held in demat/unclaimed suspense account, voting rights which are frozen etc. | | | | | | | | | | | | | | | | | | | |
| No | | | | | | | | | | | | | | | | | | | |
| (1) PAN would not be displayed on website of Stock Exchange(s). | | | | | | | | | | | | | | | | | | | |
| (2) The above format needs to disclose name of all holders holding more than 1% of total number of shares | | | | | | | | | | | | | | | | | | | |
| (3) W.r.t. the information pertaining to Depository Receipts, the same may be disclosed in the respective columns to the extent information | | | | | | | | | | | | | | | | | | | |
| GENERATED ON :05/04/2017 NSDL : | | | | | | | | | | | | | | | | | | | |



Gujarat Raffia Industries Limited

Table IV - Statement showing shareholding pattern of the Non Promoter- Non Public shareholder

| Category & Name of the shareholders | PAN | Nos. of shareholders | No. of fully paid up equity shares held | Partly paid-up equity shares held | No. of shares underlying Depository Receipts | Total nos. shares held | Shareholding % calculated as per SCRR, 1957 As a % of | Number of Voting Rights held in each class of securities | | | | No. of Shares Underlying Outstanding convertible securities | Shareholding, as a % assuming full conversion of convertible securities | Number of Locked in shares | | Number of Shares pledged or otherwise encumbered | | Number of equity shares held in dematerialised form | |
|--|------|----------------------|---|-----------------------------------|--|------------------------|---|--|---|-------|-------------------------|---|---|----------------------------|-----------------------------|--|---------------------------------|---|---|
| | | | | | | | | No of Voting Rights | | | Total as a % of (A+B+C) | | | No. | As a % of total Shares held | No. (a) | As a % of total Shares held (b) | | |
| | | | | | | | | Class eg: X | Y | Total | | | | | | | | | |
| (I) | (II) | (III) | (IV) | (V) | (VI) | (VII) | (VIII) | (IX) | | | | (X) | (XI)= | (XII) | | (XIII) | | (XIV) | |
| 1 Custodian/DR Holder | | 0 | 0 | 0 | 0 | 0 | 0 | 0 | 0 | 0 | 0 | 0 | 0 | 0 | 0 | 0 | NA | NA | 0 |
| 2 Employee Benefit Trust (under SEBI (Share based Employee Benefit) Regulations, 2014) | | 0 | 0 | 0 | 0 | 0 | 0 | 0 | 0 | 0 | 0 | 0 | 0 | 0 | 0 | 0 | NA | NA | 0 |
| Total Non-Promoter- Non Public Shareholding (C)= (C)(1)+(C)(2) | | 0 | 0 | 0 | 0 | 0 | 0 | 0 | 0 | 0 | 0 | 0 | 0 | 0 | 0 | 0 | NA | NA | 0 |
| N | | | | | | | | | | | | | | | | | | | |

(1) PAN would not be displayed on website of Stock Exchange(s).

(2) The above format needs to disclose name of all holders holding more than 1% of total number of shares

(3) W.r.t. the information pertaining to Depository Receipts, the same may be disclosed in the respective columns to the extent information

GENERATED ON :05/04/2017

NSDL

