

Shareholding Pattern under Regulation 31 of SEBI (Listing Obligations and Disclosure Requirements) Regulations, 2015

1.	Name of Listed Entity: Gujarat Raffia Industries Limited	
2.	Scrip Code/Name of Scrip/Class of Security: 523836	
3.	Share Holding Pattern Filed under: Reg. 31(1)(a)/Reg. 31(1)(b)/Reg.31(1)(c)	
	a.	If under 31(1)(b) then indicate the report for Quarter ending
	b.	If under 31(1)(c) then indicate date of allotment/extinguishment
4.	Declaration: The Listed entity is required to submit the following declaration to the extent of submission of information:-	

	Particulars	Yes*	No*
1	Whether the Listed Entity has issued any partly paid up shares?		No
2	Whether the Listed Entity has issued any Convertible Securities or Warrants?		No
3	Whether the Listed Entity has any shares against which depository receipts are issued?		No
4	Whether the Listed Entity has any shares in locked-in?		No
5	Whether any shares held by promoters are pledge or otherwise encumbered?		No

* If the Listed Entity selects the option 'No' for the questions above, the columns for the partly paid up shares, Outstanding Convertible Securities/Warrants, depository receipts, locked-in shares, No of shares pledged or otherwise encumbered by promoters, as applicable, shall not be displayed at the time of dissemination on the Stock Exchange website. Also wherever there is 'No' declared by Listed Entity in above table the values will be considered as 'Zero' by default on submission of the format of holding of specified securities.

GENERATED ON :03/04/2018

NSDL : 31/03/2018

CDSL :31/03/2018



Gujarat Raffia Industries Limited

Table I - Summary Statement holding of specified securities

Category	Category of shareholder	Nos. of shareholders	No. of equity shares held	No. of Partly paid-up equity shares held	No. of shares underlying Depository Receipts	Total nos. shares held	Shareholding as a % of total no. of shares (calculated as	Number of Voting Rights held in each class of securities				No. of Shares Underlying Outstanding convertible	Shareholding, as a % assuming full conversion of convertible securities (as a percentage of	Number of Locked in shares		Number of Shares pledged or otherwise		Number of equity shares held in dematerialised form
								No of Voting Rights			Total as a % of (A+B+C)			No.	As a % of total Shares held (b)	No.	As a % of total Shares held (b)	
								Class eg: X	Class eg: Y	Total								
(I)	(II)	(III)	(IV)	(V)	(VI)	(VII) =	(VIII)	(IX)				(X)	(XI) =	(XII)		(XIII)		(XIV)
(A)	Promoter & Promoter Group	7	1706067	0	0	1706067	34.15	1706067	0	1706067	34.1570	0	34.1570	0	0.0000	0	0.0000	1706067
(B)	Public	27168	3288708	0	0	3288708	65.84	3288708	0	3288708	65.8430	0	65.8430	0	0.0000	NA	NA	1096358
(C)	Non Promoter - Non Public			0					0			0		0.0000	NA	NA		
(C1)	Shares Underlying DRs	0	0	0	0	0	0.0000	0	0	0	0.0000	0	0.0000	0	0.0000	NA	NA	0
(C2)	Shares Held By Employee Trust	0	0	0	0	0	0.0000	0	0	0	0.0000	0	0.0000	0	0.0000	NA	NA	0
	Total	27175	4994775	0	0	4994775	100.00	4994775	0	4994775	100.0000	0	100.0000	0	0.0000	0	0.0000	2802425

GENERATED ON :03/04/2018


NSDL



Gujarat Raffia Industries Limited

Table II - Statement showing shareholding pattern of the Promoter and Promoter Group

Category & Name of the shareholders	PAN	Nos. of shareholders	No. of fully paid up equity shares held	Partly paid-up equity shares held	No. of shares underlying Depository Receipts	Total nos. shares held	Share holding % calculated as per SCRR, 1957 As a % of (A+B+C2)	Number of Voting Rights held in each class of securities			No. of Shares Outstanding and convertible	Shareholding, as assuming full conversion of convertible securities (as a percentage of diluted share capital)	Number of Locked in shares		Number of Shares pledged		Number of equity shares held in dematerialised form	
								Class X	Class Y	Total			No. (a)	As a % of total Shares held (b)	No. (a)	As a % of total Shares held (b)		
																		No. of Voting Rights
(I)	(II)	(III)	(IV)	(V)	(VI)	(VII) =	(VIII)	(IX)			(X)	(XI) =	(XII)		(XIII)		(XIV)	
1 Indian																		
(a) Individuals / Hindu		5	1164253	0	0	1164253	23.30	1164253	0	1164253	23.309	0	23.3094	0	0.0	0	0.0	1164253
Pradeep Bhutoria	ALHPB9771F	1	669029	0	0	669029	13.39	669029	0	669029	13.3946	0	13.3946	0	0.00	0	0.0	669029
Bhutoria Pradeep Kumar	AABHB1862N	1	181264	0	0	181264	3.629	181264	0	181264	3.6291	0	3.6291	0	0.00	0	0.0	181264
Sushma Bhutoria	ADVPB4106C	1	138310	0	0	138310	2.769	138310	0	138310	2.7691	0	2.7691	0	0.00	0	0.0	138310
Abhishek P Bhutoria	ANEPB3208Q	1	135500	0	0	135500	2.712	135500	0	135500	2.7128	0	2.7128	0	0.00	0	0.0	135500
Sneha Bhutoria	AJIPB7239B	1	40150	0	0	40150	0.803	40150	0	40150	0.8038	0	0.8038	0	0.00	0	0.0	40150
(b) Central		0	0	0	0	0	0.000	0	0	0	0.0000	0	0.0000	0	0.0	0	0.0	0
(c) Financial		0	0	0	0	0	0.000	0	0	0	0.0000	0	0.0000	0	0.0	0	0.0	0
(d) Any Other (Specify)		2	541814	0	0	541814	10.84	541814	0	541814	10.847	0	10.8476	0	0.0	0	0.0	541814



	Bodies Corporate		2	541814	0	0	541814	10.84	541814	0	541814	10.8476	0	10.8476	0	0.00	0	0.0	541814	
	Bengal Business Llp	AABCB0347H	1	300579	0	0	300579	6.0179	300579	0	300579	6.0179	0	6.0179	0	0.00	0	0.0	300579	
	Asian Gases Ltd	AABCA6314K	1	241235	0	0	241235	4.8297	241235	0	241235	4.8297	0	4.8297	0	0.00	0	0.0	241235	
	Sub Total (A)(1)		7	1706067	0	0	1706067	34.15	1706067	0	1706067	34.157	0	34.1570	0	0.0	0	0.0	1706067	
2	Foreign																			
	Individuals (Non-							0.000								0.0	0.			
(a)	Resident		0	0	0	0	0	0	0	0	0	0.0000	0	0.0000	0	000	0	00	0	
(b)	Government		0	0	0	0	0	0.000	0	0	0	0.0000	0	0.0000	0	0.0	0	0.	0	
(c)	Institutions		0	0	0	0	0	0.000	0	0	0	0.0000	0	0.0000	0	0.0	0	0.	0	
(d)	Foreign Portfolio		0	0	0	0	0	0.000	0	0	0	0.0000	0	0.0000	0	0.0	0	0.	0	
(e)	Any Other (Specify)		0	0	0	0	0	0.000	0	0	0	0.0000	0	0.0000	0	0.0	0	0.	0	
	Sub Total (A)(2)		0	0	0	0	0	0.000	0	0	0	0.0000	0	0.0000	0	0.0	0	0.	0	
	Total Shareholding Of Promoter And		7	1706067	0	0	1706067	34.15	70	1706067	0	1706067	0	0	34.1570	0	000	0	00	1706067

Details of Shares which remain unclaimed may be given hear along with details such as number of shareholders, outstanding shares held in demat/unclaimed suspense account, voting rights which are frozen etc.

N

(1) PAN would not be displayed on website of Stock Exchange(s)

(2) The term 'Encumbrance' has the same meaning as assigned under regulation 28(3) of SEBI (Substantial Acquisition of Shares and Takeovers)

GENERATED ON :03/04/2018


NSDL :



Gujarat Raffia Industries Limited

Table III - Statement showing shareholding pattern of the Public shareholder


Category & Name of the shareholders	PAN	Nos. of shareholders	No. of fully paid up equity shares held	Partly paid up equity shares held	No. of shares underlying Depository Receipts	Total nos. shares held	Shareholding % calculated as per SCR, 1957 As a % of (A+B+C 2)	Number of Voting Rights held in each class of securities			No. of Shares Underlying Outstanding convertible securities (including Warrants)	Shareholding, as a % assuming full conversion of convertible securities (as a percentage of diluted)	Number of Locked in shares		Number of Shares pledged or otherwise encumbered		Number of equity shares held in dematerialised form	
								Class X	Class Y	Total			Total as a % of (A+B+C)	No. (a)	As a % of total Shares held (b)	No. (a)		As a % of total Shares held (b)
(I)	(II)	(III)	(IV)	(V)	(VI)	(VII) =	(VIII)	(IX)			(X)	(XI) =	(XII)		(XIII)		(XIV)	
1 Institutions																		
(a) Mutual Fund		0	0	0	0	0	0.00	0	0	0	0.000	0	0.00	0	0.00	NA	NA	0
(b) Venture Capital Funds		0	0	0	0	0	0.00	0	0	0	0.000	0	0.00	0	0.00	NA	NA	0
(c) Alternate Investment Funds		0	0	0	0	0	0.00	0	0	0	0.000	0	0.00	0	0.00	NA	NA	0



(d)	Foreign Venture Capital Investors						0.00				0.000		0.00		0.00	NA	NA	0
(e)	Foreign Portfolio Investor						0.00				0.000		0.00		0.00	NA	NA	0
(f)	Financial Institutions / Banks						0.00				0.000		0.00		0.00	NA	NA	0
(g)	Insurance Companies						0.00				0.000		0.00		0.00	NA	NA	0
(h)	Provident Funds/						0.00				0.000		0.00		0.00	NA	NA	0
(i)	Any Other						0.00				0.000		0.00		0.00	NA	NA	0
	Sub Total (B)(1)						0.00				0.000		0.00		0.00	NA	NA	0
2	Central Government/																	
	Sub Total (B)(2)						0.00				0.000		0.00		0.00	NA	NA	0
3	Non-Institutions																	
(a)	Individuals												0			NA	NA	
	i. Individual shareholders holding nominal share capital up to Rs. 2 lakhs.						58.4				58.43		58.4		0.00	NA	NA	726589
		27004	2918939	0	0	2918939	398	2918939	0	2918939	98	0	398	0	00			
	ii. Individual shareholders holding nominal share capital in excess of Rs. 2 lakhs.						3.22				3.221		3.22		0.00	NA	NA	
		5	160892	0	0	160892	12	160892	0	160892	2	0	12	0	00			60892



	Gandhi Pratik Rajendra	AKZPG33		50000	0	0	50000	1.00	50000	0	50000	1.00	0	1.00	0	0.000	NA	NA	50000	
(b)	NBFCs registered with RBI		0	0	0	0	0	0.00	0	0	0	0.000	0	0.00	0	0.00	NA	NA	0	
(c)	Employee Trusts		0	0	0	0	0	0.00	0	0	0	0.000	0	0.00	0	0.00	NA	NA	0	
(d)	Overseas Depositories(holding DRs) (balancing figure)		0	0	0	0	0	0.00	0	0	0	0.000	0	0.00	0	0.00	NA	NA	0	
(e)	Any Other (Specify)		159	208877	0	0	208877	4.18	19	208877	0	208877	4.181	9	0	4.18	19	0	0.00	208877
	Foreign Nationals		1	500	0	0	500	0.01	00	500	0	500	0.010	0	0	0.01	00	0	0.00	500
	Hindu Undivided Family		60	39395	0	0	39395	0.78	87	39395	0	39395	0.788	7	0	0.78	87	0	0.00	39395
	Non Resident Indians (Non Repat)		14	7382	0	0	7382	0.14	78	7382	0	7382	0.147	8	0	0.14	78	0	0.00	7382
	Non Resident Indians (Repat)		12	16725	0	0	16725	0.33	48	16725	0	16725	0.334	8	0	0.33	48	0	0.00	16725
	Clearing Member		18	89408	0	0	89408	1.79	00	89408	0	89408	1.790	0	0	1.79	00	0	0.00	89408
	Mnm Stock Broking Private Limited	AAGCM 8705M	1	79969	0	0	79969	1.60	79969	0	79969	1.60	11	0	1.60	11	0	0.000	NA	79969
	Bodies Corporate		54	55467	0	0	55467	1.11	05	55467	0	55467	1.110	5	0	1.11	05	0	0.00	55467
	Sub Total (B)(3)		27168	3288708	0	0	3288708	65.8	3288708	0	3288708	65.84	0	65.8	0	0.00	NA	NA	3288708	



Gujarat Raffia Industries Limited

Table IV - Statement showing shareholding pattern of the Non Promoter- Non Public shareholder

Category & Name of the shareholders	PAN	Nos. of shareholders	No. of fully paid up equity shares held	Partly paid-up equity shares held	No. of Depository Receipts	Total shares held	Share holding % calculated as per SCRR, 1957 As a % of (A+B+C2)	Number of Voting Rights held in each class of securities			No. of Shares Underlying Outstanding convertible securities (including Warrants)	Percentage assuming full conversion of convertible securities	Number of Locked in shares		Number of Shares pledged or otherwise		Number of equity shares held in dematerialised form	
								No of Voting Rights					Total as a % of (A+B+C)	No. (a)	As a % of total Shares held (b)	No. (a)		As a % of total Shares held (b)
								Class eg: X	Class eg: y	Total								
(I)	(II)	(III)	(IV)	(V)	(VI)	(VII)	(VIII)	(IX)			(X)	(XI)	(XII)		(XIII)		(XIV)	
1 Custodian/DR		0	0	0	0	0	0.000	0	0	0	0.0000	0	0.0	0	0.000	NA	NA	0
2 Employee Benefit Trust (under SEBI		0	0	0	0	0	0.000	0	0	0	0.0000	0	0.000	0	0	NA	NA	0
Total Non-Promoter-Non Public		0	0	0	0	0	0.000	0	0	0	0.0000	0	0.000	0	0	NA	NA	0

No

(1) PAN would not be displayed on website of Stock Exchange(s).

(2) The above format needs to disclose name of all holders holding more than 1% of total number of shares

(3) W.r.t. the information pertaining to Depository Receipts, the same may be disclosed in the respective columns to the extent information

GENERATED ON :03/04/2018

NSDL :

