

Shareholding Pattern under Regulation 31 of SEBI (Listing Obligations and Disclosure Requirements) Regulations, 2015

1.	Name of Listed Entity: Gujarat Raffia Industries Limited
2.	Scrip Code/Name of Scrip/Class of Security: 523836
3.	Share Holding Pattern Filed under: Reg. 31(1)(a)/Reg. 31(1)(b)/Reg.31(1)(c)
	a. If under 31(1)(b) then indicate the report for Quarter ending
	b. If under 31(1)(c) then indicate date of allotment/extinguishment
4.	Declaration: The Listed entity is required to submit the following declaration to the extent of submission of information:-

	Particulars	Yes*	No*
1	Whether the Listed Entity has issued any partly paid up shares?		No
2	Whether the Listed Entity has issued any Convertible Securities or Warrants?		No
3	Whether the Listed Entity has any shares against which depository receipts are issued?		No
4	Whether the Listed Entity has any shares in locked-in?	Yes	
5	Whether any shares held by promoters are pledged or otherwise encumbered?		No

* If the Listed Entity selects the option 'No' for the questions above, the columns for the partly paid up shares, Outstanding Convertible Securities/Warrants, depository receipts, locked-in shares, No of shares pledged or otherwise encumbered by promoters, as applicable, shall not be displayed at the time of dissemination on the Stock Exchange website. Also wherever there is 'No' declared by Listed Entity in above table the values will be considered as 'Zero' by default on submission of the format of holding of specified securities.

GENERATED ON :02/10/2018 NSDL : 29/09/2018 CDSL :29/09/2018




Gujarat Raffia Industries Limited
Table I - Summary Statement holding of specified securities

Category	Category of shareholder	Nos. of shareholders	No. of fully paid up equity shares held	No. of Partly paid-up equity shares held	No. of shares underlying Depository Receipts	Total nos. shares held	Shareholding as a % of total no. of shares (calculated as per SCRR, 1957)	Number of Voting Rights held in each class of securities				Shares Underlying Outstanding convertible securities (including	ing, as a % assuming full conversion of convertible securities	Number of Locked in shares		Number of Shares pledged or otherwise encumbered		Number of equity shares held in dematerialised form
								No of Voting Rights			Total as a % of (A+B+C)			No. (a)	As a % of total Shares held(b)	No. (a)	As a % of total Shares held(b)	
								Class eg: X	Class eg: y	Total								
(I)	(II)	(III)	(IV)	(V)	(VI)	(VII) =	(VIII) As a	(IX)				(X)	(XI)=	(XII)		(XIII)		(XIV)
(A)	Promoter & Promoter Group	7	1706067	0	0	1706067	34.1570	1706067	0	1706067	34.1570	0	34.1570	541814	31.7580	0	0.0000	1706067
(B)	Public	27095	3288708	0	0	3288708	65.8430	3288708	0	3288708	65.8430	0	65.8430	0	0.0000	NA	NA	1111876
(C)	Non Promoter - Non Public				0				0			0			0.0000	NA	NA	
(C1)	Shares Underlying DRs	0	0	0	0	0	0.0000	0	0	0	0.0000	0	0.0000	0	0.0000	NA	NA	0
(C2)	Shares Held By Employee Trust	0	0	0	0	0	0.0000	0	0	0	0.0000	0	0.0000	0	0.0000	NA	NA	0
	Total		4994775	0	0	4994775	100.0000	4994775	0	4994775	100.0000	0	100.0000	541814	10.8476	0	0.0000	2817943

GENERATED ON :02/10/2018

NSDL : 29/09/2018

CDSL :29/09/2018



Gujarat Raffia Industries Limited

Table II - Statement showing shareholding pattern of the Promoter and Promoter Group

	Category & Name of the shareholders (I)	PAN (II)	Nos. of shareholders (III)	No. of fully paid up equity shares held (IV)	Partly paid-up equity shares held (V)	No. of shares underlying Depository Receipts (VI)	Total nos. shares held (VII) =	Shareholding % calculated as per SCRR, 1957 As a % of (A+B+C2) (VIII) As a	Number of Voting Rights held in each class of securities				Shares Underlying Outstanding convertible securities (including	ing, as a % assuming full conversion of convertible securities (XI)=	Number of Locked in shares		Number of Shares pledged or otherwise encumbered		Number of equity shares held in dematerialised form (XIV)
									No of Voting Rights			Total as a % of (A+B+C) (IX)			No. (a)	As a % of total Shares held(b) (XII)	No. (a)	As a % of total Shares held(b) (XIII)	
									Class eg: X	Class eg: y	Total								
1	Indian																		
(a)	Individuals / Hindu Undivided Family		5	1164253	0	0	1164253	23.3094	1164253	0	1164253	23.3094	0	23.3094	0	0.0000	0	0.0000	1164253
	Pradeep Bhutoria	ALHPB9771F	1	669029	0	0	669029	13.3946	669029	0	669029	13.3946	0	13.3946	0	0.0000	0	0.0000	669029
	Bhutoria Pradeep Kumar	AABHB1862N	1	181264	0	0	181264	3.6291	181264	0	181264	3.6291	0	3.6291	0	0.0000	0	0.0000	181264
	Sushma Bhutoria	ADVPB4106C	1	138310	0	0	138310	2.7691	138310	0	138310	2.7691	0	2.7691	0	0.0000	0	0.0000	138310
	Abhishek P Bhutoria	ANEPB3208Q	1	135500	0	0	135500	2.7128	135500	0	135500	2.7128	0	2.7128	0	0.0000	0	0.0000	135500
	Sneha Bhutoria	AJIPB7239B	1	40150	0	0	40150	0.8038	40150	0	40150	0.8038	0	0.8038	0	0.0000	0	0.0000	40150
(b)	Central Government / State Government(s)		0	0	0	0	0	0.0000	0	0	0	0.0000	0	0.0000	0	0.0000	0	0.0000	0
(c)	Financial Institutions / Banks		0	0	0	0	0	0.0000	0	0	0	0.0000	0	0.0000	0	0.0000	0	0.0000	0
(d)	Any Other (Specify)		2	541814	0	0	541814	10.8476	541814	0	541814	10.8476	0	10.8476	541814	100.0000	0	0.0000	541814
	Bodies Corporate		2	541814	0	0	541814	10.8476	541814	0	541814	10.8476	0	10.8476	541814	100.0000	0	0.0000	541814
	Bengal Business Llp	AABC80347H	1	300579	0	0	300579	6.0179	300579	0	300579	6.0179	0	6.0179	300579	100.0000	0	0.0000	300579
	Asian Gases Ltd	AABCA6314K	1	241235	0	0	241235	4.8297	241235	0	241235	4.8297	0	4.8297	241235	100.0000	0	0.0000	241235
	Sub Total (A)(1)		7	1706067	0	0	1706067	34.1570	1706067	0	1706067	34.1570	0	34.1570	541814	31.7581	0	0.0000	1706067
2	Foreign																		
(a)	Individuals (Non-Resident Individuals / Foreign Individuals)		0	0	0	0	0	0.0000	0	0	0	0.0000	0	0.0000	0	0.0000	0	0.0000	0
(b)	Government		0	0	0	0	0	0.0000	0	0	0	0.0000	0	0.0000	0	0.0000	0	0.0000	0
(c)	Institutions		0	0	0	0	0	0.0000	0	0	0	0.0000	0	0.0000	0	0.0000	0	0.0000	0
(d)	Foreign Portfolio Investor		0	0	0	0	0	0.0000	0	0	0	0.0000	0	0.0000	0	0.0000	0	0.0000	0
(e)	Any Other (Specify)		0	0	0	0	0	0.0000	0	0	0	0.0000	0	0.0000	0	0.0000	0	0.0000	0
	Sub Total (A)(2)		0	0	0	0	0	0.0000	0	0	0	0.0000	0	0.0000	0	0.0000	0	0.0000	0
	Total Shareholding Of Promoter And Promoter Group (A)= (A)(1)+(A)(2)		7	1706067	0	0	1706067	34.1570	1706067	0	1706067	34.1570	0	34.1570	541814	31.7581	0	0.0000	1706067

Details of Shares which remain unclaimed may be given hear along with details such as number of shareholders, outstanding shares held in demat/unclaimed suspense account, voting rights which are frozen etc.

Note :


(1) PAN would not be displayed on website of Stock Exchange(s)

(2) The term 'Encumbrance' has the same meaning as assigned under regulation 28(3) of SEBI (Substantial Acquisition of Shares and Takeovers) Regulations, 2011.

GENERATED ON :02/10/2018


NSDL : 29/09/2018

CDSL :29/09/2018



Gujarat Raffia Industries Limited
Table III - Statement showing shareholding pattern of the Public shareholder

Category & Name of the shareholders	PAN	Nos. of shareholders	No. of fully paid up equity shares held	Partly paid-up equity shares held	No. of shares underlying Depository Receipts	Total nos. shares held	Shareholding % calculated as per SCRR, 1957 As a % of (A+B+C2)	Number of Voting Rights held in each class of securities				Shares Underlying Outstanding convertible securities (including	ing, as a % assuming full conversion of convertible securities	Number of Locked in shares		Number of Shares pledged or otherwise encumbered		Number of equity shares held in dematerialised form	
								No of Voting Rights			Total as a % of (A+B+C)			No. (a)	As a % of total Shares held(b)	No. (a)	As a % of total Shares held(b)		
								Class eg: X	Class eg: y	Total									(XII)
(I)	(II)	(III)	(IV)	(V)	(VI)	(VII) =	(VIII) As a	(IX)				(X)	(XI)=	(XII)	(XIII)	(XIV)			
1	Institutions																		
(a)	Mutual Fund		0	0	0	0	0.0000	0	0	0	0.0000	0	0.0000	0	0.0000	NA	NA	0	
(b)	Venture Capital Funds		0	0	0	0	0.0000	0	0	0	0.0000	0	0.0000	0	0.0000	NA	NA	0	
(c)	Alternate Investment Funds		0	0	0	0	0.0000	0	0	0	0.0000	0	0.0000	0	0.0000	NA	NA	0	
(d)	Foreign Venture Capital Investors		0	0	0	0	0.0000	0	0	0	0.0000	0	0.0000	0	0.0000	NA	NA	0	
(e)	Foreign Portfolio Investor		0	0	0	0	0.0000	0	0	0	0.0000	0	0.0000	0	0.0000	NA	NA	0	
(f)	Financial Institutions / Banks		0	0	0	0	0.0000	0	0	0	0.0000	0	0.0000	0	0.0000	NA	NA	0	
(g)	Insurance Companies		0	0	0	0	0.0000	0	0	0	0.0000	0	0.0000	0	0.0000	NA	NA	0	
(h)	Provident Funds/ Pension Funds		0	0	0	0	0.0000	0	0	0	0.0000	0	0.0000	0	0.0000	NA	NA	0	
(i)	Any Other (Specify)		0	0	0	0	0.0000	0	0	0	0.0000	0	0.0000	0	0.0000	NA	NA	0	
	Sub Total (B)(1)		0	0	0	0	0.0000	0	0	0	0.0000	0	0.0000	0	0.0000	NA	NA	0	
2	Central Government/ State Government(s)/ President of India																		
	Sub Total (B)(2)		0	0	0	0	0.0000	0	0	0	0.0000	0	0.0000	0	0.0000	NA	NA	0	
3	Non-Institutions																		
(a)	Individuals		0	0										0		NA	NA		
	i. Individual shareholders holding nominal share capital up to Rs. 2 lakhs.		26939	2898185	0	0	2898185	58.0243	2898185	0	2898185	58.0243	0	58.0243	0	0.0000	NA	NA	721353
	ii. Individual shareholders holding nominal share capital in excess of Rs. 2 lakhs.		7	252296	0	0	252296	5.0512	252296	0	252296	5.0512	0	5.0512	0	0.0000	NA	NA	252296
	Gandhi Pratik Rajendra	AKZPG3393B		50000	0	0	50000	1.0010	50000	0	50000	1.0010	0	1.0010	0	0.0000	NA	NA	50000
	Sanjay Sevantil Shah	AXKPS0340L		69455	0	0	69455	1.3906	69455	0	69455	1.3906	0	1.3906	0	0.0000	NA	NA	69455
(b)	NBFCs registered with RBI		0	0	0	0	0.0000	0	0	0	0.0000	0	0.0000	0	0.0000	NA	NA	0	
(c)	Employee Trusts		0	0	0	0	0.0000	0	0	0	0.0000	0	0.0000	0	0.0000	NA	NA	0	
(d)	Overseas Depositories(holding DRs) (balancing figure)		0	0	0	0	0.0000	0	0	0	0.0000	0	0.0000	0	0.0000	NA	NA	0	
(e)	Any Other (Specify)		149	138227	0	0	138227	2.7674	138227	0	138227	2.7674	0	2.7674	0	0.0000	NA	NA	138227
	Foreign Nationals		1	500	0	0	500	0.0100	500	0	500	0.0100	0	0.0100	0	0.0000	NA	NA	500
	Hindu Undivided Family		60	39176	0	0	39176	0.7843	39176	0	39176	0.7843	0	0.7843	0	0.0000	NA	NA	39176
	Non Resident Indians (Non Repat)		15	7682	0	0	7682	0.1538	7682	0	7682	0.1538	0	0.1538	0	0.0000	NA	NA	7682
	Non Resident Indians (Repat)		11	16475	0	0	16475	0.3298	16475	0	16475	0.3298	0	0.3298	0	0.0000	NA	NA	16475
	Clearing Member		12	33502	0	0	33502	0.6707	33502	0	33502	0.6707	0	0.6707	0	0.0000	NA	NA	33502



Bodies Corporate	50	40892	0	0	40892	0.8187	40892	0	40892	0.8187	0	0.8187	0	0.0000	NA	NA	40892
Sub Total (B)(3)	27095	3288708	0	0	3288708	65.8430	3288708	0	3288708	65.8430	0	65.8430	0	0.0000	NA	NA	1111876
Total Public Shareholding (B)= (B)(1)+(B)(2)+(B)(3)	27095	3288708	0	0	3288708	65.8430	3288708	0	3288708	65.8430	0	65.8430	0	0.0000	NA	NA	1111876

Details of the shareholders acting as persons in Concert including their Shareholding (No. and %):

No. of shareholders	No. of Shares

Details of Shares which remain unclaimed may be given hear along with details such as number of shareholders, outstanding shares held in demat/unclaimed suspense account, voting rights which are frozen etc.

Note :

- (1) PAN would not be displayed on website of Stock Exchange(s).
- (2) The above format needs to disclose name of all holders holding more than 1% of total number of shares
- (3) W.r.t. the information pertaining to Depository Receipts, the same may be disclosed in the respective columns to the extent information available and the balance to be disclosed as held by custodian.

GENERATED ON :02/10/2018

NSDL : 29/09/2018

CDSL :29/09/2018



Gujarat Raffia Industries Limited
Table IV - Statement showing shareholding pattern of the Non Promoter- Non Public shareholder

	Category & Name of the shareholders	PAN	Nos. of shareholders	No. of fully paid up equity shares held	Partly paid-up equity shares held	No. of shares underlying Depository Receipts	Total nos. shares held	Shareholding % calculated as per SCRR, 1957 As a % of (A+B+C2)	Number of Voting Rights held in each class of securities			Shares Underlying Outstanding convertible securities (including securities	ing, as a % assuming full conversion of convertible securities	Number of Locked in shares		Number of Shares pledged or otherwise encumbered		Number of equity shares held in dematerialised form	
									No of Voting Rights					Total as a % of (A+B+C)	No. (a)	As a % of total Shares held(b)	No. (a)		As a % of total Shares held(b)
									Class eg: X	Class eg: y	Total								
1	Custodian/DR Holder		0	0	0	0	0	0.0000	0	0	0	0.0000	0	0.0000	NA	NA	0		
2	Employee Benefit Trust (under SEBI (Share based Employee Benefit) Regulations, 2014)		0	0	0	0	0	0.0000	0	0	0	0.0000	0	0.0000	NA	NA	0		
	Total Non-Promoter- Non Public Shareholding (C)= (C)(1)+(C)(2)		0	0	0	0	0	0.0000	0	0	0	0.0000	0	0.0000	NA	NA	0		

Note :

- (1) PAN would not be displayed on website of Stock Exchange(s).
- (2) The above format needs to disclose name of all holders holding more than 1% of total number of shares
- (3) W.r.t. the information pertaining to Depository Receipts, the same may be disclosed in the respective columns to the extent information available and the balance to be disclosed as held by custodian.

GENERATED ON :02/10/2018

NSDL : 29/09/2018

CDSL :29/09/2018

