

Limited Review Report

Review report to:
The Board of Directors
Gujarat Raffia Industries Limited

We have reviewed the accompanying statement of unaudited financial results of **Gujarat Raffia Industries Limited** ("the Company") for the quarter ended 30th September, 2021 ("the Statement") attached herewith, being submitted by the company pursuant to the requirements of Regulation 33 of the SEBI (Listing Obligation and Disclosure Requirements) Regulations 2015, read with SEBI Circular No. CIR/CFD/CMD1/80/2019 dated 19th July, 2019.

This statement is the responsibility of the Company's Management and has been approved by the Board of Directors. Our responsibility is to issue a report on these financial statements based on our review.

We conducted our review of the Statement in accordance with the Standard on Review Engagement (SRE) 2410, "Review of Interim Financial Information performed by the independent auditor of the Entity" issued by the Institute of Chartered Accountants of India. This standard requires that we plan and perform the review to obtain moderate assurance as to whether the financial statements are free of material misstatement. A review is limited primarily to inquiries of company personnel and analytical procedures applied to financial data and thus provide less assurance than an audit. We have not performed an audit and accordingly, we do not express an audit opinion.



A. N. Ruparel & Co.

CHARTERED ACCOUNTANTS

Ph. 079-26400816/17

602, Abhishree Avenue, Opp. Hanumanji Temple, Nehrunagar Cross Road, Ambavadi, Ahmedabad -380015

Based on our review conducted as above, nothing has come to our attention that causes us to believe that the accompanying statement of unaudited financial results prepared in accordance with applicable accounting standards and other recognized accounting practices and policies has not disclosed the information required to be disclosed in terms of Regulation 33 of the SEBI (Listing Obligations and Disclosure Requirements) Regulations, 2015 read with SEBI Circular No. CIR/CFD/CMD1/80/2019 dated 19th July, 2019, including the manner in which it is to be disclosed, or that it contains any material misstatement.

For, A. N. Ruparel & Co.
Chartered Accountants

(Atul N. Ruparel)

Proprietor M. No.: 046392

Firm No.: 113413W

UDIN: 21046392AAAASP7350



Place: Ahmedabad

Date: 30/10/2021


Statement of unaudited Standalone results for the Quarter ended September 30, 2021

(Rs in lakhs)

Particulars	Three Months ended	Three Months ended	Corresponding	Year to date figures	Year to date figures	Year ended on
	30.09.2021	30.06.2021	Three Months ended	for current period	for previous period	Year ended on
	Unaudited	Unaudited	30.09.2020	ended 30.09.2021	ended 30.09.2020	31.03.2021
			Audited	Unaudited	Audited	Audited
Income from Operations						
I Revenue from operation	1,006.17	941.85	946.14	1,948.02	2,132.37	3,879.34
II Other Income	26.38	4.97	1.19	31.35	3.31	30.99
Total Income (I + II)	1,032.55	946.82	947.33	1,979.37	2,135.68	3,910.33
IV Expenses						
a) Cost of Material Consumed	744.99	876.94	690.88	1,621.93	1,363.45	2,438.12
b) Purchase of Stock in Trade	-	-	-	-	-	-
c) Changes in inventories of finished goods, work-in-progress and stock-in-trade	-15.35	-220.89	61.39	-236.24	368.20	310.53
d) Employee Benefit Expense	69.40	89.05	55.67	158.45	103.17	301.90
e) Finance cost	6.15	2.82	3.66	8.97	8.44	18.95
f) Depreciation & amortization	24.00	24.00	15.11	47.99	30.22	143.67
g) Other Expenditure	155.71	136.94	99.03	292.65	210.71	571.71
Total Expenses (IV)	984.89	908.87	925.74	1,893.76	2,084.19	3,784.88
V Profit/(Loss) before extra ordinary and exceptional items and tax (III - IV)	47.66	37.95	21.59	85.61	51.49	125.45
VI Exceptional Items	-	-	-	-	-	-
Profit/(Loss) before extra ordinary items and tax (V - VI)	47.66	37.95	21.59	85.61	51.49	125.45
VIII Extra Ordinary Items	-	-	-	-	-	-
IX Profit / (Loss) before Tax (VII - VIII)	47.66	37.95	21.59	85.61	51.49	125.45
X Tax expense						
(i) Current Tax	7.50	5.91	3.50	13.41	8.00	21.60
(ii) Deferred Tax	-	-	-	-	-	-
(iii) Adjustment of Tax relating to earlier period	-	-	-	-	-	-15.12
Profit (Loss) for the period from continuing operations (IX - X)	40.16	32.04	18.09	72.20	43.49	118.97
XII Profit/(loss) from discontinuing operations	-	-	-	-	-	-
XIII Tax expense of discontinuing operations	-	-	-	-	-	-
Profit/(loss) from Discontinuing operations (after tax) (XII - XIII)	-	-	-	-	-	-
XV Profit (Loss) for the period (XI + XIV)	40.16	32.04	18.09	72.20	43.49	118.97
XVI Other Comprehensive Income:						
A. (i) Items that will not be reclassified to profit or loss	-	-	-	-	-	-
(ii) Income tax relating to items that will not be reclassified to profit or loss	-	-	-	-	-	-
B. (i) Items that will be reclassified to profit or loss	-	-	-	-	-	-
(ii) Income tax relating to items that will be	-	-	-	-	-	-
XVII Total Comprehensive Income for the period (XV + XVI) Comprising Profit (Loss) and Other comprehensive Income for the period)						
Share of Profit / (loss) of associates *	-	-	-	-	-	-
Minority Interest*	-	-	-	-	-	-
16 Net Profit / (Loss) for the year	40.16	32.04	18.09	72.20	43.49	118.97
XVIII Paid up equity share capital	540.45	540.45	540.45	540.45	540.45	540.45
Face value of equity share capital	10.00	10.00	10.00	10.00	10.00	10.00
18 Reserve excluding Revaluation Reserves	-	-	-	-	1,181.22	1,256.70
XIX Earnings Per Share (for continuing operation):						
a) Basic	0.74	0.59	0.33	1.34	0.80	2.20
b) Diluted	0.74	0.59	0.33	1.34	0.80	2.20
XX Earnings Per Share (for discontinued operation)						
a) Basic	-	-	-	-	-	-
b) Diluted	-	-	-	-	-	-
Earnings Per Share (for discontinued & continuing operation)						
a) Basic	0.74	0.59	0.33	1.34	0.80	2.20
b) Diluted	0.74	0.59	0.33	1.34	0.80	2.20

NOTES:

1 The Financial Results have been reviewed and recommended by Audit committee of the Board and approved and adopted by Board of Directors at its meeting held on 30th October, 2021.



2 This statements has been prepared in accordance with the Companies (Indian Accounting Standard) Rules,2015 - IND AS prescribed under sec- 133 of the companies Act, 2013 read with the Companies(Indian Accounting Standards) Rules, 2015 as amended by the Companies (Indian Accounting Standards) (Amendment) Rules, 2016 and other recognised accounting practices and policies to the extent applicable and in terms of Regulation 33 of SEBI(Listing Obligation and Disclosure Requierment) Regulations, 2015 .

3 The statutory auditors have carried out a limited review of these results for the quarter ended September 30, 2021.

4 As per the definition of Reportable segment in Accordance with Accounting standard 17 of Segment Reporting issued by Institute of Chartered Accountant of india, the company has only one reportable segment i.e. manufacturing of P.E. Tarpaulin, HDPE/P.P Woven Sacks, Fabrics Business. Hence, separate disclosure for segment reporting is not applicable to the company.

5 Impact of the CoVID-19 pandemic on their financial statements :The Company has evaluated the impact of COVID-19 on its financial statements based on the internal and external information up to the date of approval of these financial statements and expect to recover the carrying amount of inventories, receivables and investments. The Company does not foresee any material impact on liquidity and assumption of going concern. Till the time business operations at customers' end get fully functional and supplies chain with vendors totally restored, business operations of the Company will remain at sub-optimal level. The Company will continue to monitor the future market conditions and update its assessment.

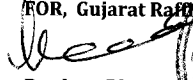
6 The Company does not have any subsidiary / associate.


7 To facilitate Comparision , figures of previous periods has been regrouped and rearranged, wherever necessary.

Place: Santej

Date: 30th October, 2021

BY ORDER OF THE BOARD OF DIRECTORS,
FOR, Gujarat Raffia Industries Limited


Pradeep Bhutoria
(Managing Director)
(DIN : 00284808)



Statement of Assets and Liabilities

(Rs in lakhs)

Standalone Statement of Assets and Liabilities		As at (current half year ended date)	As at (Previous year end date)
		30.09.2021	30.09.2020
		(Unaudited)	(Audited)
	Assets		
1	Non-current assets		
	(a) Property, plant and equipment	721.88	865.63
	(b) Capital work-in-progress	-	-
	(c) Investment property	-	-
	(d) Goodwill	-	-
	(e) Other intangible assets	-	-
	(f) Intangible assets under development	-	-
	(g) Biological assets other than bearer plants	-	-
	(h) financial Assets		
	Non-current financial assets		
	(i) Non-current investments	-	-
	(ii) Trade receivables, non-current	-	-
	(iii) Loans, non-current	-	-
	(iv) other non current financial assets	-	-
	Total non-current financial assets	-	-
	(i) Deferred tax assets (net)		
	(j) Other non-current assets		
	Total non-current assets	721.88	865.63
2	Current assets		
	(a) Inventories	524.27	142.46
	(b) Current financial asset		
	(I) Current investments	250.00	620.00
	(II) Trade receivables, current	370.21	597.80
	(III) Cash and cash equivalents	10.51	47.78
	(IV) Bank balance other than cash and cash equivalents	209.35	44.39
	(V) Loans, current	31.84	-
	(VI) Other current financial assets (to be specified)	72.81	60.29
	Total current financial assets	944.71	1,370.26
	(c) Current tax assets (net)		
	(d) Other current assets		61.57
	Total current assets	1,468.98	1,574.29
3	Non-current assets classified as held for sale		
#####	Regulatory deferral account debit balances and related deferred tax Assets		
	Total assets	2,190.86	2,439.92
	Equity and liabilities		
1	Equity		
	Equity attributable to owners of parent		
	(a) Equity share capital	540.45	540.45
	(b) Other equity	1,328.92	1,181.22
	Total equity attributable to owners of parent	1,869.37	1,721.67
	Non controlling interest		
	Total equity	1,869.37	1,721.67
2	Liabilities		
	Non-current liabilities		
	(a) Non Current financial liabilities		
	(I) Borrowings, non-current	58.23	71.27
	(II) Trade payables, non-current		

[Handwritten Signature]

GUJARAT RAFFIA INDUSTRIES LIMITED
AHMEDABAD


	(III) Other non-current financial liabilities		
	Total non-current financial liabilities		
	(b) Provisions, non-current	30.25	27.05
	(c) Deferred tax liabilities (net)	-	-
	Deferred government grants, Non-current		
	(d) Other non-current liabilities		
	Total non-current liabilities	88.48	98.32
	Current liabilities		
	(a) financial liabilities		
	(I) Borrowings, current	207.08	81.60
	(II) Trade payables, current	48.60	199.58
	(III) Other current financial liabilities	-22.67	338.76
	Total current financial liabilities	233.01	619.93
	(b) Other current liabilities		
	(c) Provisions, current	-	-
	(d) Current tax liabilities (Net)	-	-
	Deferred government grants, Current	-	-
	Total current liabilities	-	-
	Deferred government grants, Current		
	Total current Liabilities	233.01	619.93
3	Liabilities directly associated with assets in disposal group classified as held for sale		
4	Regulatory deferral account credit balances and related deferred tax liability		
	Total liabilities	321.49	718.25
	Total equity and liabilities	2,190.86	2,439.92


Prior years comparatives are regrouped/reclassified wherever necessary to conform to current period's presentation.

Place: Santej

Date: 30th October, 2021

BY ORDER OF THE BOARD OF DIRECTORS,
FOR, Gujarat Raffia Industries Limited


Mr. Pradeep Bhutoria
(Managing Director)
(DIN : 00284808)




GUJARAT RAFFIA INDUSTRIES LIMITED

CASH FLOW STATEMENT FOR THE HALF YEAR ENDED SEPTEMBER 30, 2021

(Rs In lakhs)

Particulars	As at (Current half year end) September 30, 2021 Unaudited	As at (Corresponding half year end) September 30, 2020 Audited
A. CASH FLOW FROM OPERATING ACTIVITIES		
Net Profit/(Loss) before Tax	85.61	51.49
<i>Add/(Less) : Adjustments for non cash items</i>		
Depreciation	47.99	30.22
Provision for tax	(13.41)	(8.00)
<i>Add/(Less) : Other adjustments</i>		
(Profit)/Loss on Sale of Tangible/Intangible assets	-	11.80
Interest Income	-	(2.31)
Interest and Other Borrowing Cost Paid	8.97	8.44
Operating Profit before Working Capital Changes	129.16	91.64
<i>Add/(Less) : Adjustments for working capital changes</i>		
Changes in Current Assets		
Decrease / (Increase) in Inventory	(84.43)	474.01
Decrease / (Increase) in Trade Receivables	266.36	(58.15)
Decrease / (Increase) in Other bank balances	-	-
Decrease / (Increase) in loans and other financial assets	54.42	0.79
Decrease / (Increase) in Current tax assets	-	-
Decrease / (Increase) in Other current assets	(17.94)	29.32
Changes in Current Liabilities		
(Decrease) / Increase in Trade Payables	(39.94)	(114.47)
(Decrease) / Increase in Other Current Liabilities	(246.40)	(32.19)
(Decrease) / Increase in Provisions	(0.73)	(1.02)
(Decrease) / Increase in Current tax liabilities	-	(12.28)
(Decrease) / Increase in Current Borrowings	(51.73)	-
Net cash generated from operations :	8.77	377.65
B. NET CASH FLOW FROM INVESTING ACTIVITIES		
Purchase of property, plant & equipment/intangible assets	(6.34)	(3.79)
Sale of property, plant & equipment	-	0.40
Purchase of Investments:		
In Mutual Fund	(250.00)	(620.00)
Sale of Investments:		
In Mutual Fund	-	-
Change in other non current assets	-	-
Interest Income	-	(2.31)
Net cash used in investing activities :	(256.34)	(625.70)



C CASH FLOW FROM FINANCING ACTIVITIES		
Changes in current and non current borrowings	11.18	18.20
Changes in non current : other financial liabilities	-	-
Changes in non current provisions	-	(23.83)
Interest and Other Borrowing Cost Paid	(8.97)	(8.44)
Dividend paid including Corporate dividend tax	-	-
Net cash generated from financing activities :	2.21	(14.07)
NET INCREASE/(DECREASE) IN CASH AND CASH EQUIVALENTS		
	(245.36)	(262.12)
OPENING CASH AND CASH EQUIVALENTS	465.22	354.28
CLOSING CASH AND CASH EQUIVALENTS	219.86	92.16

1. The cash flow statement has been prepared under the indirect method as set out in Indian Accounting Standard (Ind AS 7) statement of cash flows.

**BY ORDER OF THE BOARD OF DIRECTORS,
FOR, M/s Gujarat Raffia Industries Limited**

Pradeep Bhutoria
Mr. Pradeep Bhutoria
(Managing Director)
(DIN : 00284808)

